



SECRET

ABRIDGED SPECIFICATIONS

NAME: DAIMLER I. II. TYPE: ARMoured CAR CREW: 3. (2 in turret) REF: SECTION B 22



WEIGHT: 7.5 (tons) BRIDGE CLASS: 7

POWER/W/RATIO: 14.6 GROUND PRESSURE:

ARMOUR:	mm:-	ins:-	angle:-
Gun Mantlet			
Turret front	16	0.62	
▪ sides	16	0.62	
▪ rear	14	0.55	
▪ top	8	0.31	
Hull front	14	0.55	
▪ glacis			
▪ nose			
▪ side	10	0.39	
▪ lower side			
▪ rear	14	0.55	
▪ top	8	0.31	
▪ floor	7	0.27	

ARMAMENT:	AMM:
1 x 2 pr.	52
1 x 7.92 mm (coax)	2700
1 x .303 Bren	450 or 500
1 x T&G or S&C	200
2 x 4" Smoke	8
Grenades	6

SIGHTING & VISION:

No. 33 Mk. IVs Telescope  
 1 x No. 6 Periscope  
 1 x Episcopes

TURRET:

Traverse:- 360° Hand. Dia:- 50"  
 Elevation:- 25° Depression:- 12°

COMMUNICATION:

No. 19 set and Intercomm.

ENGINE: Make:- Daimler. Type: OHV  
 H.P.:- 110 (95 @ 3600 r.p.m.) No. Cyl:- 6  
 Bore & Stroke:- 3.35" x 4.72"  
 Cooling:- Water 5.5 gall.  
 Fuel and Capacity:- Petrol - 38 + 18 = 54 galls.

DIMENSIONS:	ft.	ins.	
Length:-	13	2.5	Over gun:-
Width:-	8	10	Over tracks:-
Height:-	7	4	Over A.A.:-
Clearance:-	1	4	Track Centres:-
Contact:-			Pressure:-

TRACKS:	Type:-
Width:-	Pitch:- Shoes/P/track:-

SUSPENSION:  
 Ind Quad coil, front and rear.  
 Shock absorbers:- Hydraulic P.6 front and rear  
 Brakes:- Disc hydraulic.

STEERING:  
 Front:- Worm and Segment  
 Rear:- Wheel only.

TRANSMISSION:  
 Type:- Daimler. Preselective  
 Gears:- 5 fwd. 5 Rev.  
 Clutch:- Fluid Flywheel  
 Final Drive:-

PERFORMANCE:  
 Speed:- 50 m.p.h.  
 Radius:- 205 + 102 miles  
 Climb:- 1 in 2.25 (concrete)  
 Step:-  
 Fords:- 4' 0" (prepared)  
 Ditch:- 3' 6" (with channels)  
 Turning - 42' 0"

REMARKS:  
 WHEELED VEHICLE:-  
 Wheels 4 x 4 Tyres 10.5" x 20"  
 Pace 8' 6"  
 Track front 6' 6"  
 " rear 6' 6"  
 Axles, loading front 3.5 tons  
 " " rear 4.0 "

(R. A. C. 3(d))

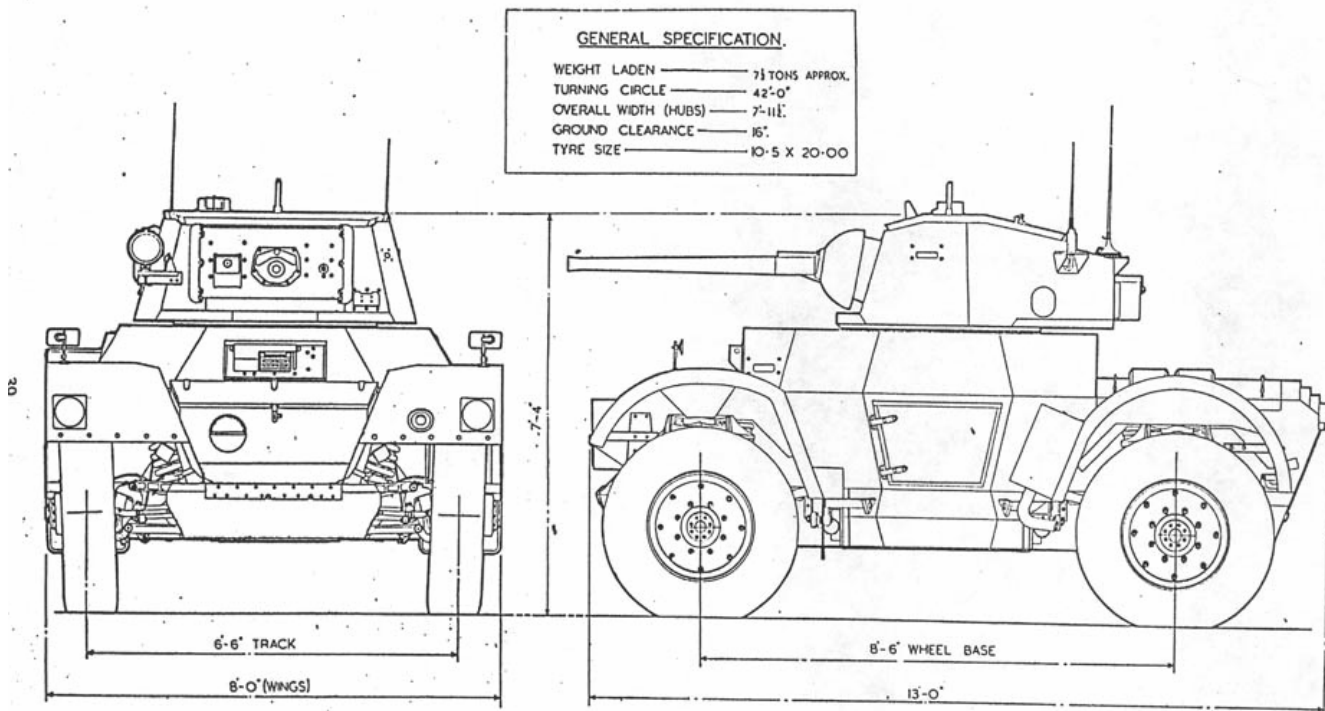



Fig. 16. Vehicle Dimensions.

I.T.C. 556. AUG. 1944.

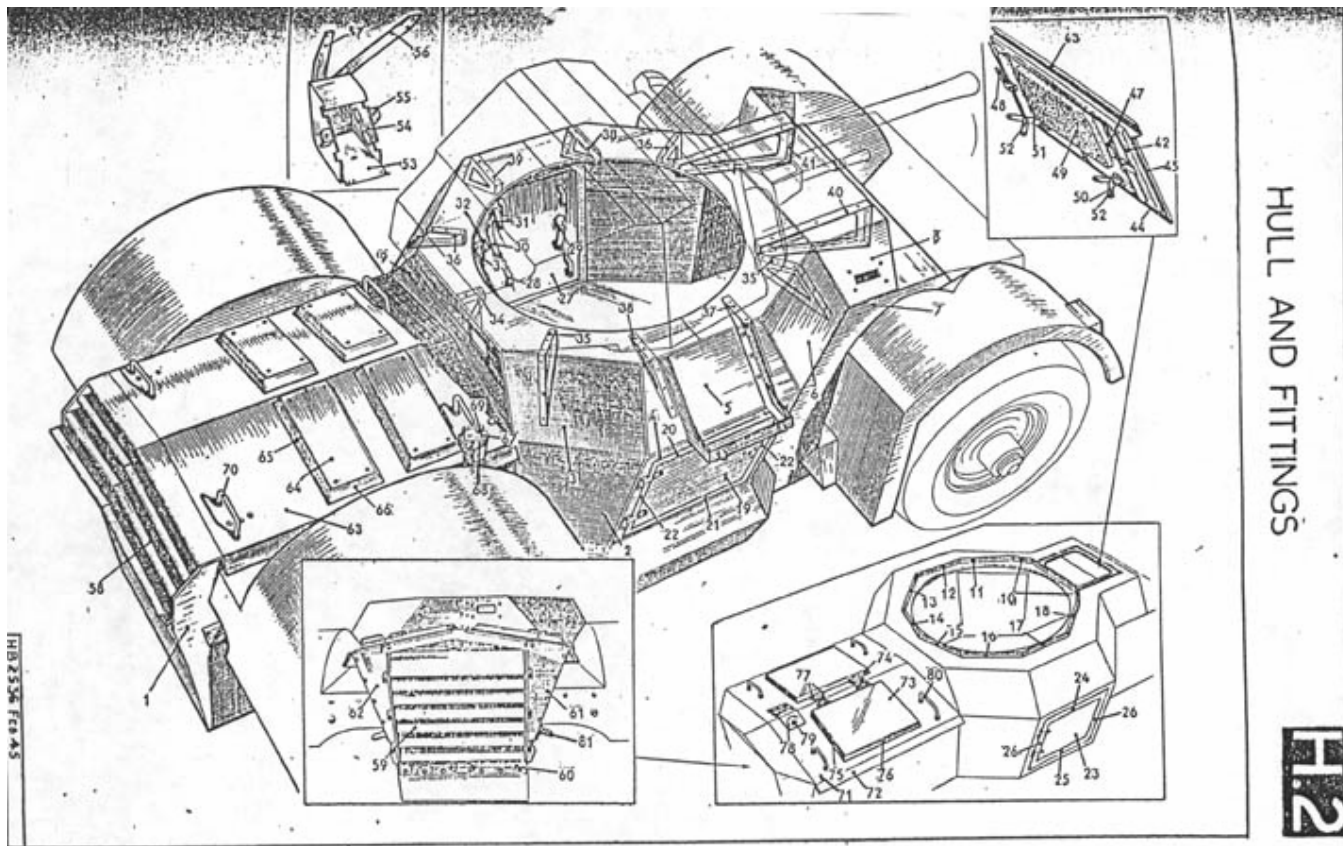
General Instructions



EXTERNAL STORAGE

P 3





60/127

Sketch of the vehicle  
 No. 082650  
 12 JAN 1945  
 I.M.C.E.

NET CAMOUFLAGE 25' x 12' COVER, WATERPROOF COMPRISING COVER, ENGINE COVER, TURRET COVER, TANK & BIVOUAC 2-POLES, BIVOUAC 4-STANDARD TENT PINS

ORDNANCE Q.E. 2-PDR. WHEN EQUIPPED FOR LITTLEJOHN, MUZZLE ATTACHMENT FITTED.

2-DISCHARGERS, GENERATOR, SMOKE 4' No.3 Mk.1 WITH 2-GENERATORS, SMOKE, 2-COVERS, BREACH, RIFLE 11x2.25 IN. AND 2-COVERS, MUZZLE, DISCHARGER.

2-DRIVER'S MIRRORS.

CONTENTS OF BIN  
 CLEANER, BRISTLE No.1 Mk.1 IN CAP SPOUSE No.4 Mk.1 COVER, MUZZLE 10.31 Mk.1 COVER, BREACH OF 2 PDR. Q.M. No.1 Mk.1 HANDLE, JACK WRENCH, ADAPTOR, MUZZLE, Q.F. 2 PDR. K.X.B. Q.M. Mk.1/L STEEL

SCRAP VIEW SHOWING SAND CHANNELS IN STONED POSITION. WHEN NOT CARRIED THUS, BRACKETS TO BE CARRIED IN FRONT BIN.

BOX, FIRST AID OUTFIT, SMALL

RADIATOR BLANKING BOARDS

BIN CONTAINING  
 10-BLANKETS, SINGLE  
 2-SHEETS GROUND TURNEL, FILTER, PETROL 2-CALL CONNECTIONS, FLEXIBLE TURNEL, FILTER IN BAG.

CAN. P.O.W. 2-CALL

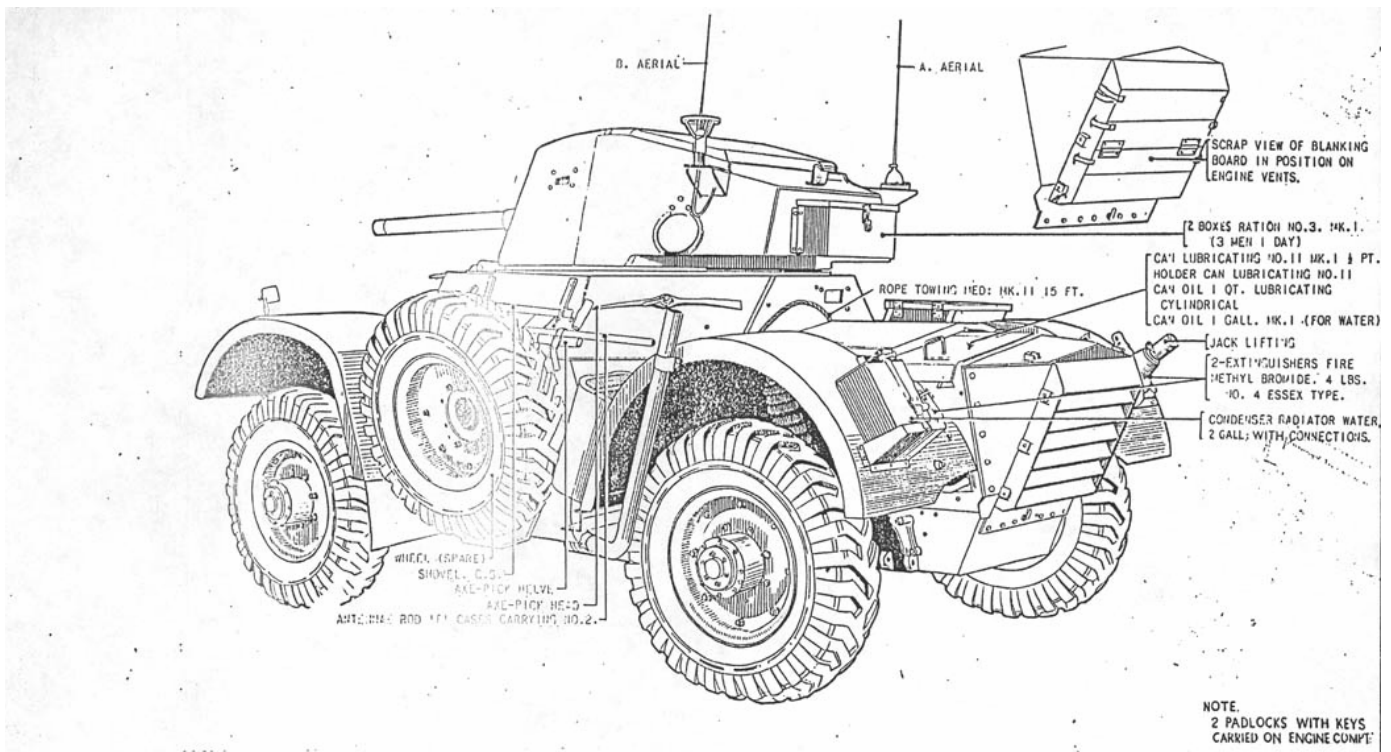
COOKER, PORTABLE No.2

2-BLOCKS, WOOD FOR JACK.

LITTLEJOHN MUZZLE ATTACHMENT WITH COVER, MUZZLE 10.51 Mk.1 BRUSH, CHAMBER 4' SMOKE DISCHARGER ROD, CLEANING, CYLINDER, BREN COMPRESSOR JUN. No.2. 303 Mk.1 COVER, MUZZLE, BESA No.1 Mk.1 PLATE, COVER, M.C. APERTURE BRUSH, CHAMBER No.3 4' SMOKE GENERATOR DISCHARGER Mk.11 3-CREATCOATS MATCHET CUTTERS, WIRE FOLDING IN FROG COVER MUZZLE 10.51 Mk.1 BAG, TOOL, FOR LORRIES CONTAINING VEHICLE TOOLS. ENGINE TOOLS EQUIPMENT SPECIAL TO VEHICLE TANK CLEANING KIT TAPE, INSULATING 1" WIDE. VEHICLE LITERATURE (14 LID)

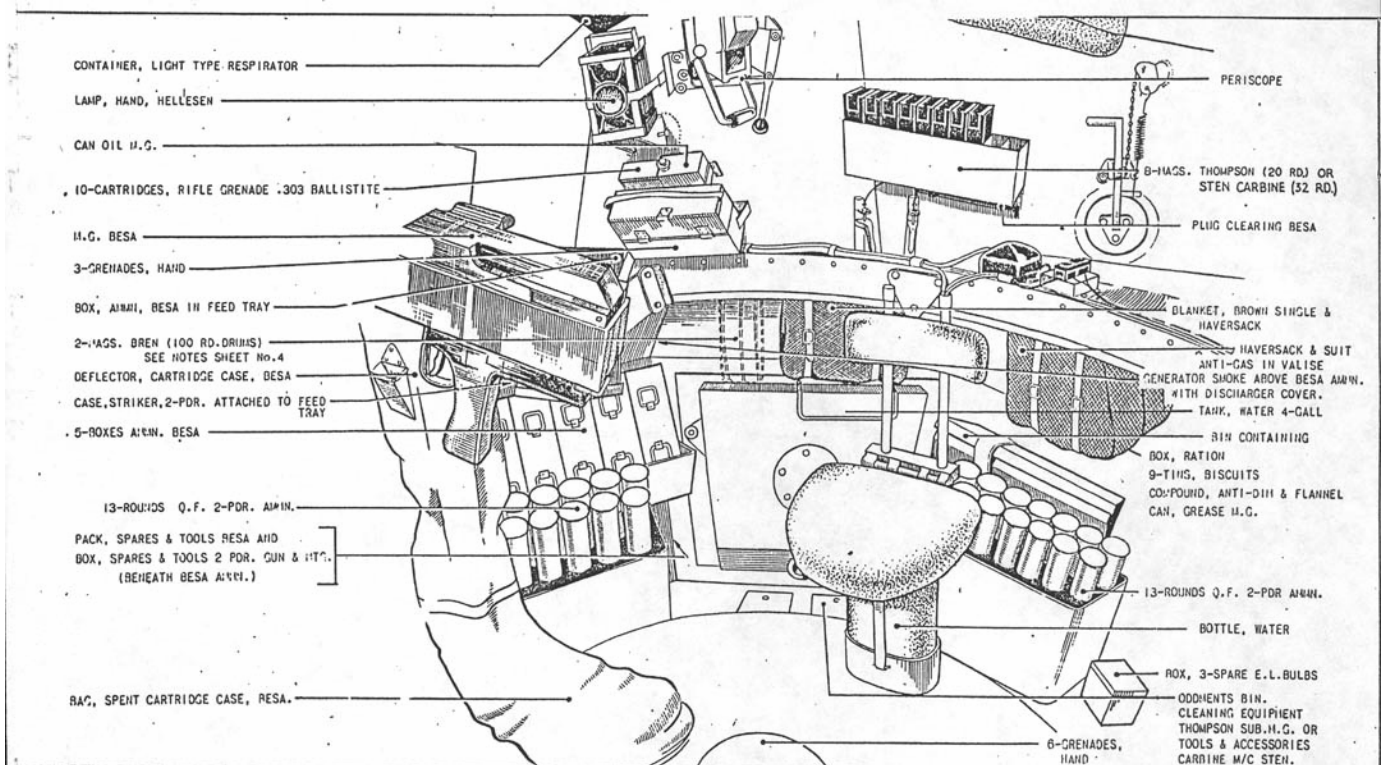
NOTE: 4-PADLOCKS, IRON, 15' WITH 2-KEYS EACH, ON CONTAINERS.

1-11-44	20.11.44.									
<b>ARMoured CAR DAIMLER MK.II</b>					SKETCH BY CANIHDI.	CHECKED BY P.M.	5- SHEETS	SHEET No. 1		
STOWAGE SKETCH EXTERIOR-FRONT & R/H/S.					<i>S.G. Sanderson</i> FOR D.T.D.		T.D.31149			

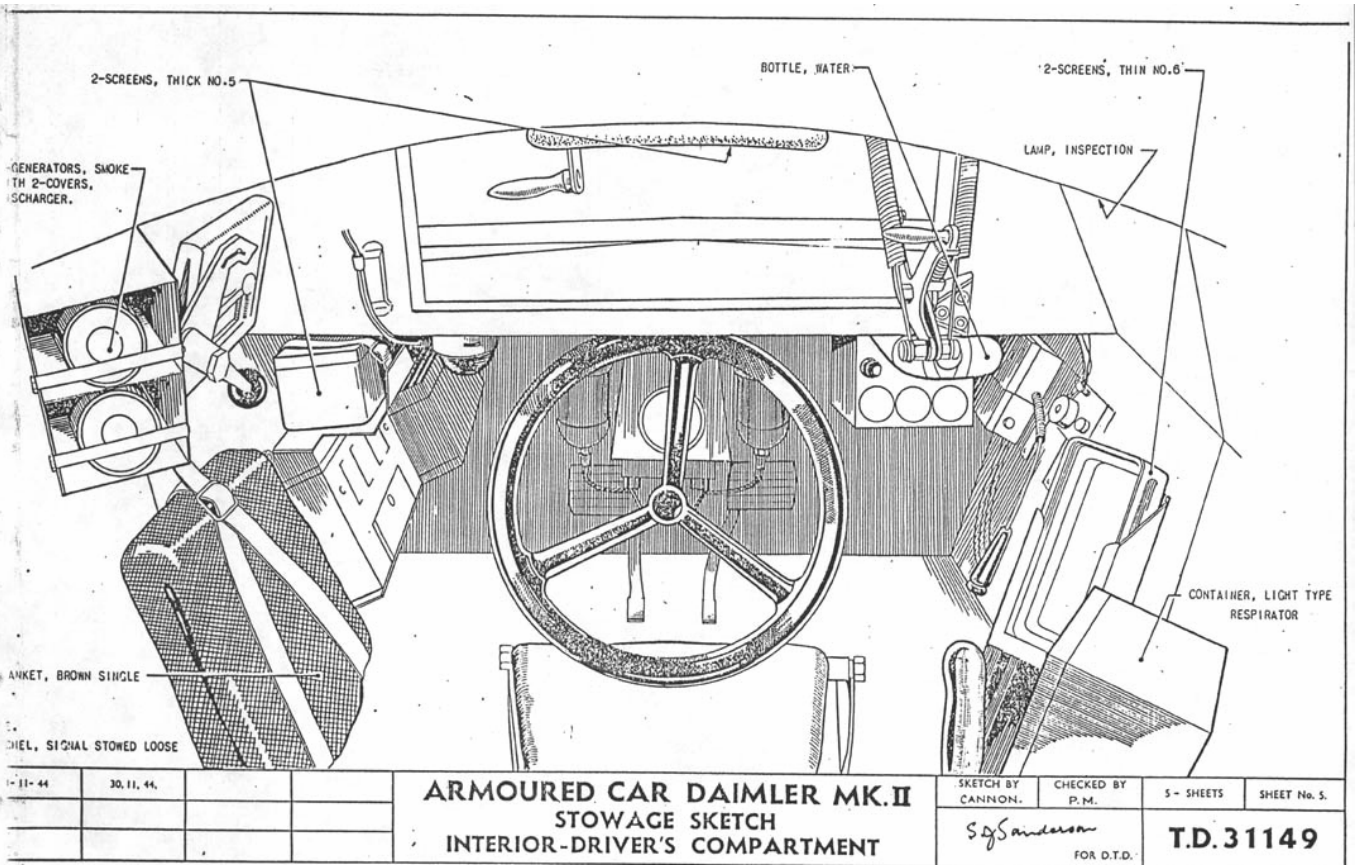
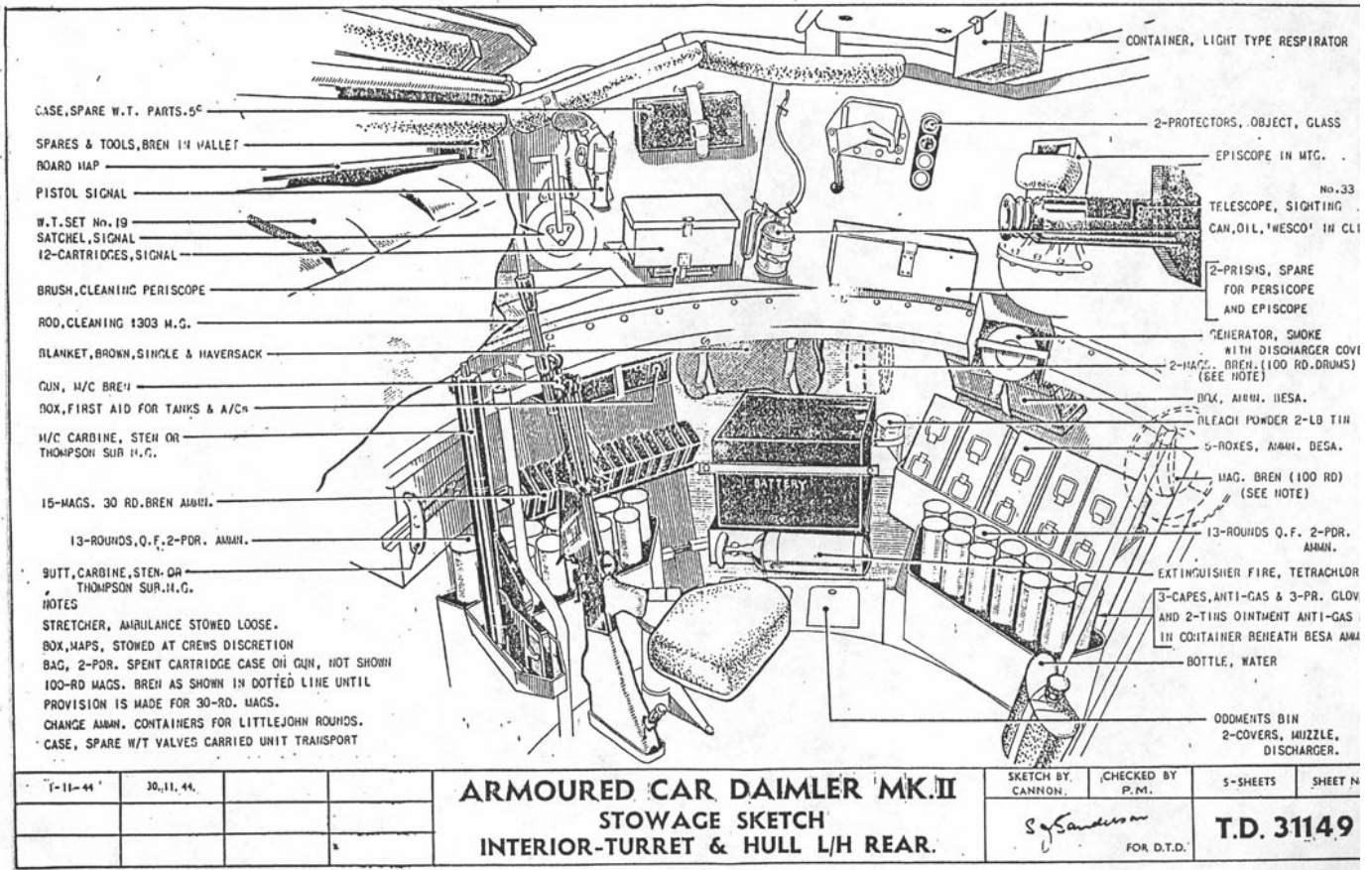


NOTE:  
 2 PADLOCKS WITH KEYS  
 CARRIED ON ENGINE COMPART.

11. 44.	30.11. 44.	<b>ARMOURD CAR DAIMLER MK. II.</b> STOWAGE SKETCH EXTERIOR-REAR & L/H/S	SKETCH BY DENNIS J. BATES	CHECKED BY P.M.	5 SHEETS	SHEET No. 3
			<i>S. J. Sanderson</i> FOR D.T.D.		<b>T.D. 31148</b>	



11. 44.	30.11. 44.	<b>ARMOURD CAR DAIMLER MK. II</b> STOWAGE SKETCH INTERIOR-TURRET & HULL R/H FRONT.	SKETCH BY CANNON	CHECKED BY P. M.	5 SHEETS	SHEET No. 3.
			<i>S. J. Sanderson</i> FOR D.T.D.		<b>T.D. 31149</b>	



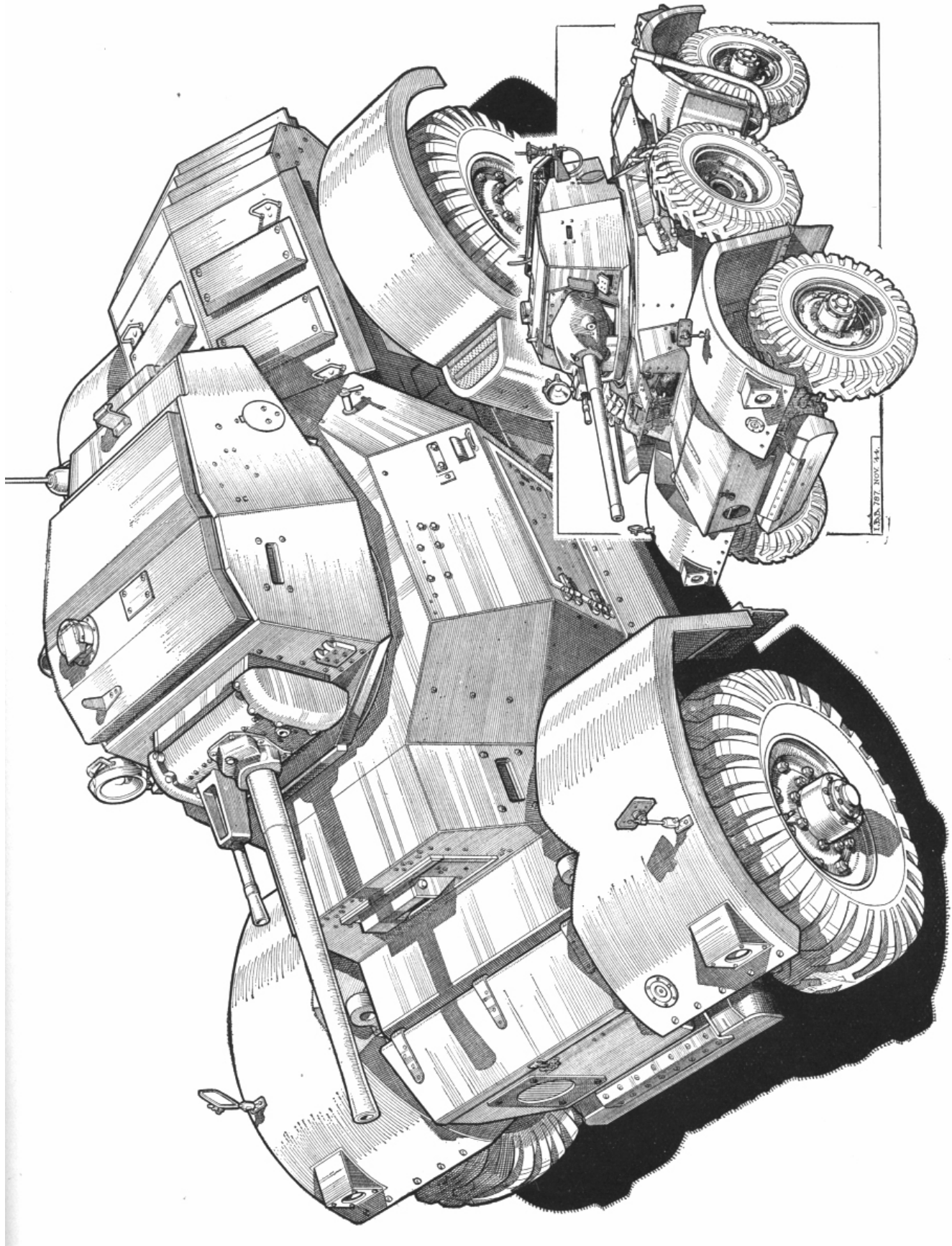


Fig. 90. General Layout of Hull—A.C.D. I. (Inset—A.C.D. II).

